

SB-05-06-19-1

DATE RELEASED

05-13-19

DATE EFFECTIVE

05-13-19

SUBJECT

SkyView sensor configuration

EFFECTIVITY

MODEL- Ranger R7 **SERIAL NO:** 10131, 10132, 10133, 10134, 10135, 10136, 10137, 10138, 10139, 10140, 10141, 10142, 10143, 10144, 10145

REASON

The fuel pressure sensor in the SkyView configuration settings was set as a 50 PSI sensor instead of the installed 15 PSI sensor.

REQUIRED ACTION

Update SkyView configuration.

TYPE OF MAINTENANCE

Light

LEVEL OF CERTIFICATION

Owner

TIME OF COMPLIANCE

MANDATORY. BEFORE FURTHER FLIGHT.

METHOD OF COMPLIANCE

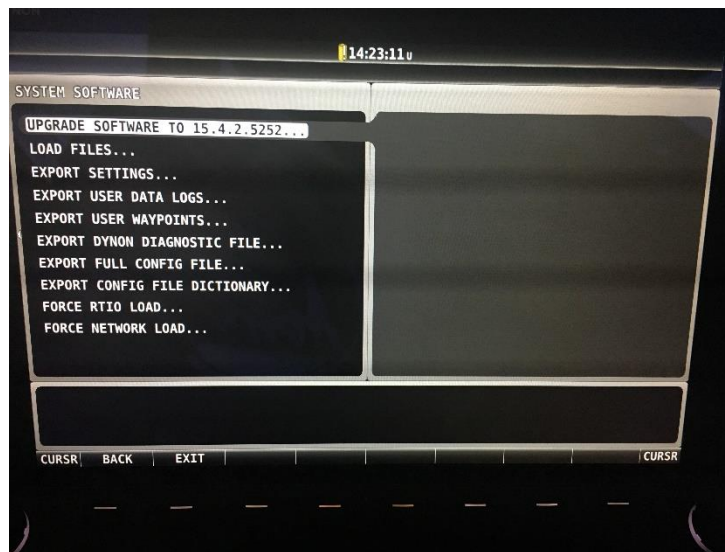
STEP 1: Download SB-05-06-19-1.zip and extract the files onto a USB Flash Drive.

STEP 2: Update SkyView.

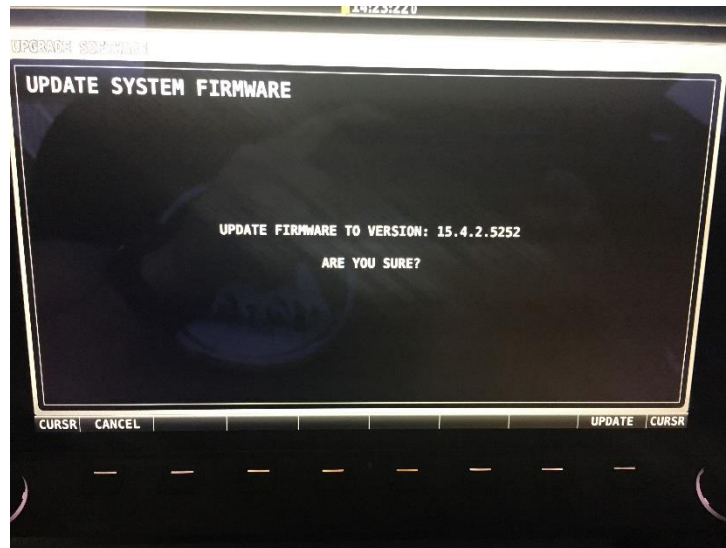
A. Install USB Flash Drive into USB port on the Avionics Panel.



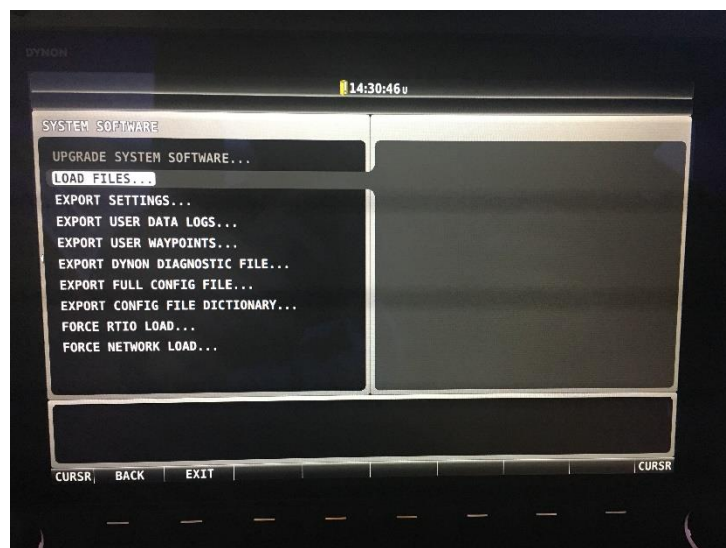
- B. Turn Master, Avionics, and Autopilot switches ON
- C. Enter setup menu on SkyView (Press and Hold buttons 7 & 8)
- D. Select 'SYSTEM SOFTWARE'
- E. Select "UPGRADE SYSTEM SOFTWARE TO 15.4.2.5252"



- F. Select 'UPDATE'



- G. Allow the System to update.
- H. If there is a second display, repeat steps 2.A-G
- I. After the update is complete, return to the System Software page of SkyView setup menu.
- J. Select 'LOAD FILES...'



- K. Load:

SB-05-06-19-1.dfg

checklist.txt

VASHON AIRCRAFT

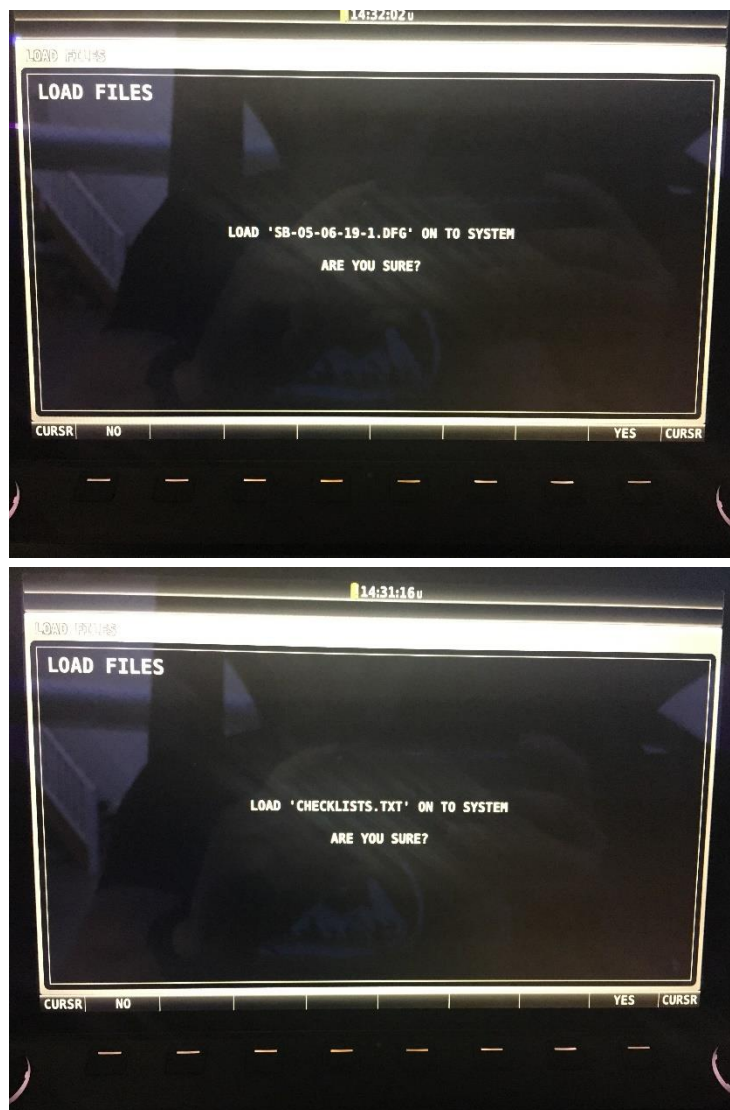
14929 141st PL NE Woodinville, WA 98072

425.527.9944

SUPPORT@VASHONAIRCRAFT.COM

SB-05-06-19-1

Page 3 of 5



STEP 3: Make logbook entry indicating compliance with SB-05-06-19-1

LABOR REQUIRED:

Approximately 0.25 hours

MATERIAL INFORMATION

The part(s) below will be necessary to complete this service bulletin.

P/N	QTY	KEY WORD	INSTRUCTION/DISPOSITION
	1	SkyView Configuration	N/A
	1	USB Flash Drive	